

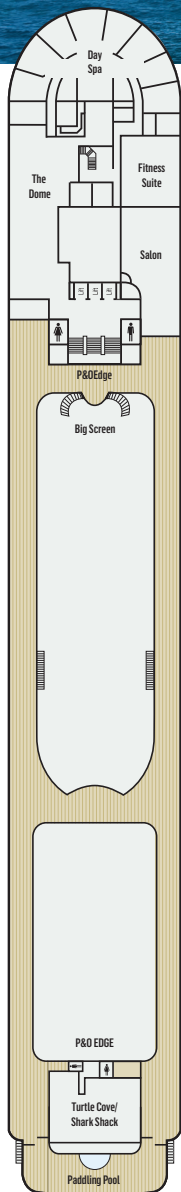
# PACIFIC JEWEL



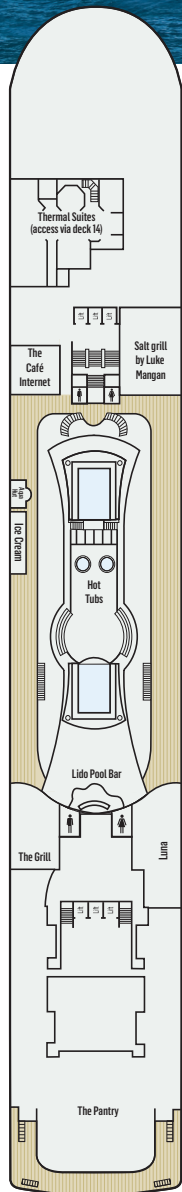
- 1,950 guests, all berths
- 11 guest decks
- Maximum speed, 22.5 knots
- 245m/811ft in length
- 70,310 gross tonnage
- London, UK registration

FORWARD

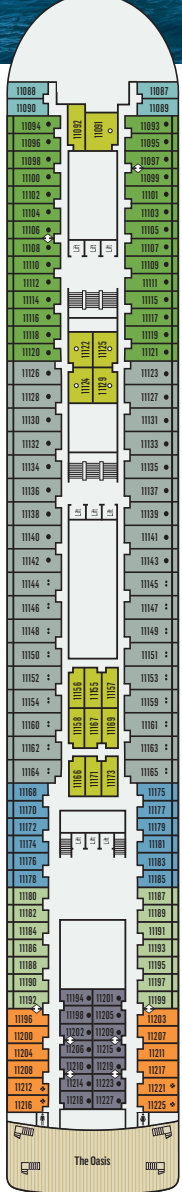
AFT



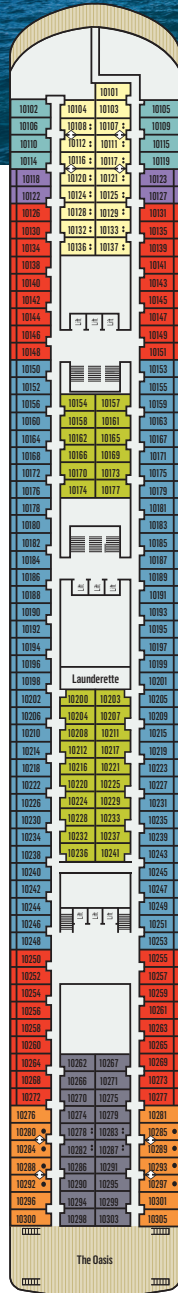
DECK 14



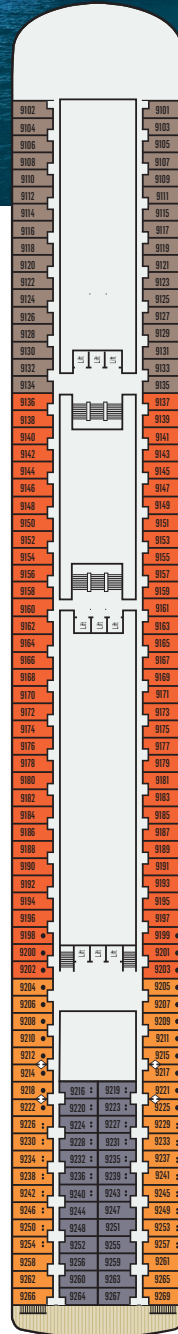
DECK 12



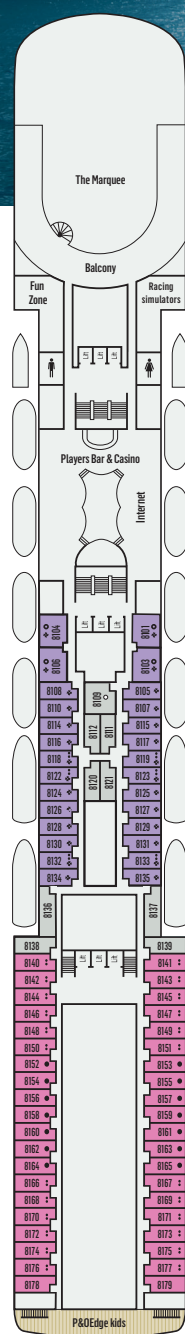
DECK 11



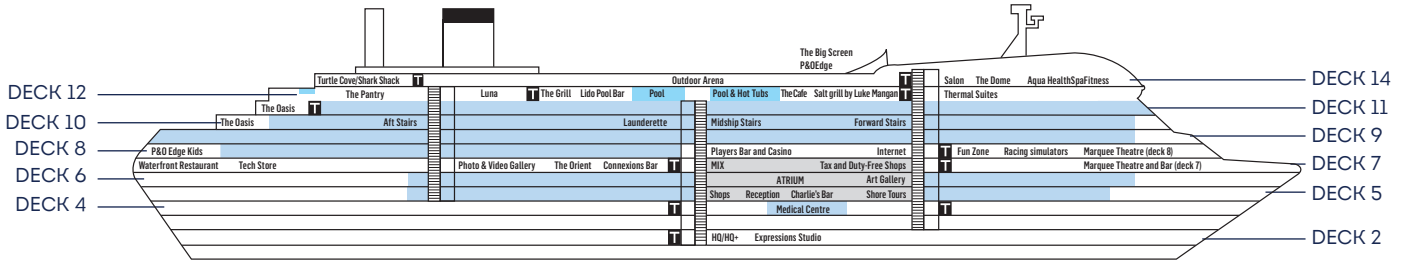
DECK 10



DECK 9



DECK 8



## ROOM GRADING

### MINI-SUITE

MA DECK 11

### DELUXE BALCONY

BA DECK 11  
Railing Balcony

### BALCONY

BB DECK 11  
Metal Fronted Balcony

BD DECK 10  
Metal Fronted Balcony

DECK 10  
Metal Fronted Balcony

BE DECK 10  
Metal Fronted Balcony

BC DECK 11  
Metal Fronted Balcony

### OCEANVIEW

OA DECK 9

OG DECK 8

OB DECK 6

OH DECK 6

OC DECK 5

OI DECK 5

OD DECK 11, 10, 9

OJ DECK 5

OE DECK 10, 11

OV DECK 8  
Obstructed view

OF DECK 9

### INTERIOR

IA DECK 11, 10

ID DECK 10

IB DECK 8, 6, 5

IE DECK 6, 5

IC DECK 11, 10, 9

IF DECK 5

● THIRD BERTH AVAILABLE

●● THIRD OR FOURTH BERTH AVAILABLE

◊ INTER-CONNECTING ROOMS

⚡ OBSTRUCTED VIEW

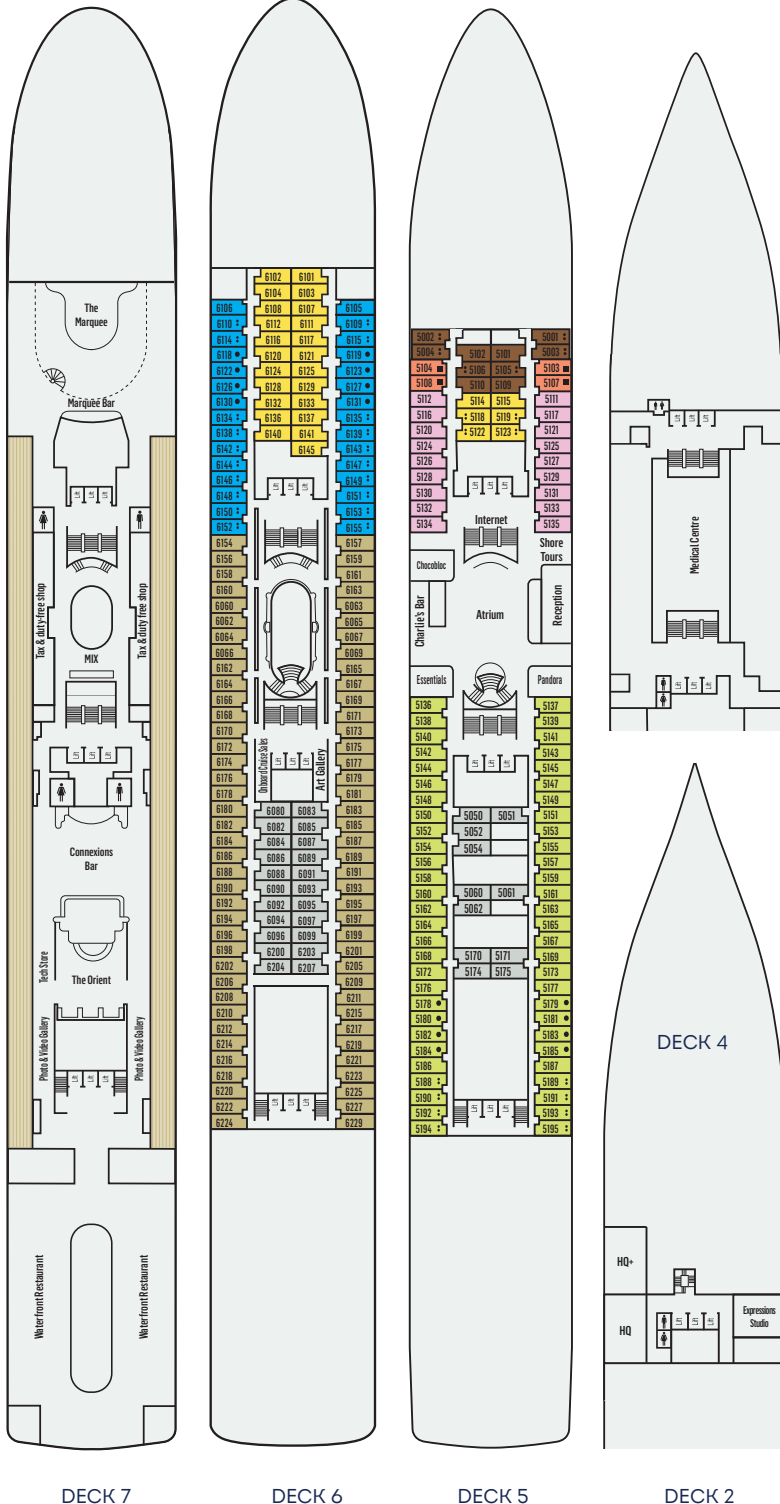
○ WHEELCHAIR-ACCESSIBLE ROOM

Includes wider doorways (to accommodate a wheelchair), no thresholds into the bathroom and more handrails around the bathroom. Please check at time of booking. Wheelchair-accessible rooms are twin only.

■ FIXED QUEEN-BED, CANNOT BE CONVERTED TO TWIN BEDS

🚻 PUBLIC TOILET

VISIT [POCRUISES.COM.AU](http://POCRUISES.COM.AU) TO VIEW PACIFIC JEWEL'S INTERACTIVE DECK AND ROOM LAYOUTS.



Cots are available in selected rooms. For more information, contact P&O Cruises.  
Deck plans are for illustration purposes only. They are not to scale and are subject to change.